


BRASS



Bespoke[™]
Impex

1" RAILLING FITTINGS



**3 WAY BALL
SIDE ELBOW
BRACKET 1"**

BSI016-RF1002

**4 WAY BALL
SIDE TEE
BRACKET 1"**

BSI016-RF1001





5 WAY BALL BRACKET 1"

BSI016-RF1004

4 WAY BALL PLUS BRACKET 1"

BSI016-RF1003





THREE WAY BALL TEE BRACKET 1"

BSI016-RF1006

TWO WAY BALL 90 DEGREE ELBOW BRACKET 1"

BSI016-RF1005





**LONG NECK
FLANGE 1"**

BSI016-BR1007

FLANGE 1"

BSI016-RF1008





FLUSH TEE 1"

BSI016-RF1009

FLUSH 90 DEGREE ELBOW 1"

BSI016-RF1010






**FLAT END
CAP 1"**

BSI016-RF1011

CENTER POST 1"

BSI016-RF1012



FLAT END POST 1"

BSI016-RF1013



CURVED END POST 1"

BSI016-RF1014

**BALL
DECORATIVE
FINIAL 1"**

BSI016-RF1015



**STEPPED
DECORATIVE
FINIAL 1"**

BSI016-RF1016

FLUSH PIPE CONNECTOR 1"

BSI016-RF1017




DECORATIVE CHESS FINIAL 1"

BSI016-RF1018

TUBE 1" **POLISH BRASS**

BSI016-RF1025



AVAILABLE FINISHES

- 1.POLISH BRASS**
- 2.CHROME PLATED**
- 3.SATIN CHROME**
- 4.ANTIQUE BRASS**
- 5.SATIN BRASS**

WHY CHOOSE US?



- ★ In-House Manufacturing
- ★ Fair Price, **Discounts!**
- ★ Flexible **MOQ**
- ★ **Fast Response**
- ★ **Design Customisation**



CONTACT US



+91-750 5517 682



info@bespokeimpex.com

exports@bespokeimpex.com



**Bespoke[™]
Impex**